



# Touch Gesture REFERENCE GUIDE

By Craig Villamor, Dan Willis, and Luke Wroblewski  
Last updated April 15, 2010

## CORE GESTURES Basic gestures for most touch commands

### Tap



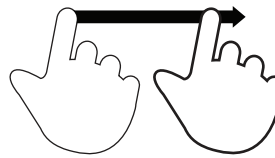
Briefly touch surface with fingertip

### Double tap



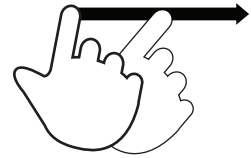
Rapidly touch surface twice with fingertip

### Drag



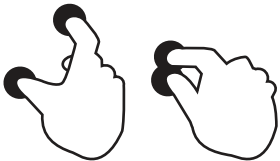
Move fingertip over surface without losing contact

### Flick




Quickly brush surface with fingertip

### Pinch



Touch surface with two fingers and bring them closer together

### Spread



Touch surface with two fingers and move them apart

### Press



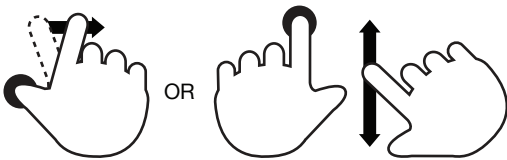
Touch surface for extended period of time

### Press and tap



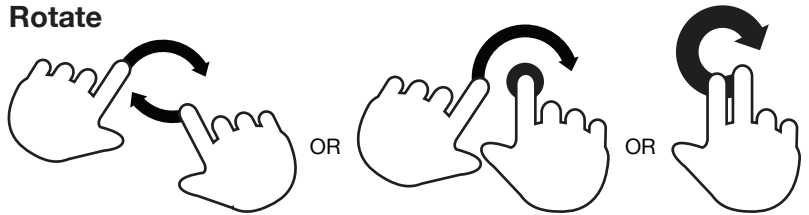
Press surface with one finger and briefly touch surface with second finger

### Press and drag



Press surface with one finger and move second finger over surface without losing contact

### Rotate



Touch surface with two fingers and move them in a clockwise or counterclockwise direction




Supporting materials for this guide can be found online at: <http://www.lukew.com/touch/>




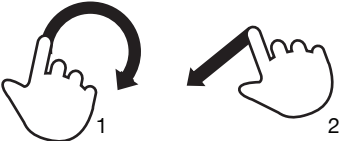
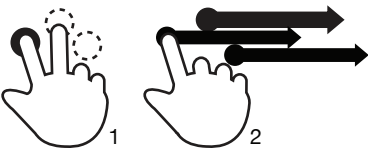
## Major User Actions

Currently supported by touch gesture systems

### BASIC ACTIONS

user action	gesture	description
<b>Change mode</b>	 press	Touch surface for extended period of time
<b>Open</b>	 double tap	Rapidly touch surface twice with fingertip
<b>Select</b>	 tap	Briefly touch surface with fingertip

### OBJECT-RELATED ACTIONS

user action	gesture	description
<b>Adjust</b>	 OR press and drag	Press surface with one finger and move second finger over surface without losing contact
	 1 2 lasso and cross	Make circular motion with finger, then cross over selected object
<b>Bundle</b>	 1 2 press and tap, then drag	Touch first object while second finger taps other objects, then move selected objects by dragging first finger

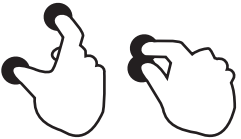





## OBJECT-RELATED ACTIONS (continued)


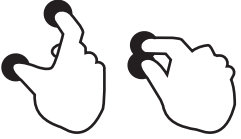

user action	gesture		description
<b>Delete</b>		drag (across item or off-screen)	Move fingertip over surface without losing contact
<b>Duplicate</b>		tap (source and destination)	Touch object, then touch elsewhere on surface
<b>Move</b>		drag (and drop)	Move fingertip over surface without losing contact
		multi-finger drag	Move two to five fingertips over surface without losing contact
		flick	Quickly brush surface with fingertip
		press and tap	With one finger on object, touch elsewhere on surface with second finger
<b>Rotate</b>		rotate	



## OBJECT-RELATED ACTIONS (continued)

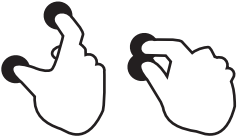







user action	gesture		description
<b>Scale down</b>		pinch	Touch surface with two fingers and bring them closer together
		squeeze	Touch surface with five fingers and bring them closer together
<b>Scale up</b>		spread	Touch surface with two fingers and move them apart
		splay	Touch surface with five fingers and move them apart

## NAVIGATING ACTIONS

user action	gesture		description
<b>Adjust view (rotate)</b>		rotate	
<b>Adjust view (zoom in)</b>		pinch	Touch surface with two fingers and bring them closer together
<b>Select</b>		double tap	Rapidly touch surface twice with fingertip

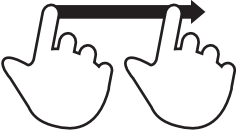
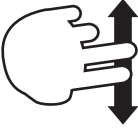



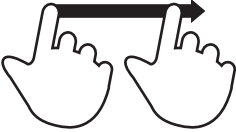



## NAVIGATING ACTIONS (continued)

user action	gesture	description
<b>Adjust view (zoom out)</b>	 <span data-bbox="716 436 800 468">spread</span>	Touch surface with two fingers and move them apart
	 <span data-bbox="565 625 695 657">double tap</span>	Rapidly touch surface twice with fingertip
<b>Display commands</b>	 <span data-bbox="565 804 634 835">press</span>	Touch surface for extended period of time
	 <span data-bbox="565 982 732 1014">press and tap</span>	Press surface with one finger and briefly touch surface with second finger
	 <span data-bbox="565 1161 695 1192">double tap</span>	Rapidly touch surface twice with fingertip
	 <span data-bbox="565 1339 695 1371">corner tap</span>	Touch specific corner of surface with fingertip
<b>Move through list</b>	 <span data-bbox="597 1518 784 1549">two-finger drag</span>	Move to previous/next item in list
	 <span data-bbox="1198 1707 1271 1738">rotate</span>	



## NAVIGATING ACTIONS (continued)

user action	gesture	description
<b>Scroll</b>	 drag	Move fingertip over scrollbar without losing contact
	 two-finger drag	Move two fingers up or down across surface
	 press	Touch scrollbar for extended period of time
<b>Scroll (fast)</b>	 flick	Quickly brush surface with fingertip in the direction you want to scroll
<b>Scroll (fast)</b>	 tap	Briefly touch surface with fingertip when a scroll is in progress
<b>Scrub</b>	 drag	Move fingertip over scrollbar without losing contact
<b>Pan</b>	 drag hand	Move fingers and palm of one hand over surface without losing contact



## DRAWING ACTIONS

user action          gesture

---

**Accept**                  Draw a checkmark on surface with fingertip

---

**Cut**                      Draw a slash on surface with fingertip

---

**Get help**                Draw a question mark on surface with fingertip

---

**Reject**                  Draw an “X” on surface with fingertip

---

**Undo**                    Scratch out area on surface with fingertip

---